



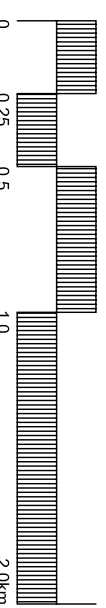


**LEGEND**

-  POTENTIALLY SEVERE
-  MODERATELY SEVERE
-  FLOOD HAZARD AREA
-  NO SIGNIFICANT CONSTRAINTS



02/11/27

# Battleford Community Plan

## 3. DEVELOPMENT CONSTRAINTS

CROSBY HANNA & ASSOCIATES - LANDSCAPE ARCHITECTURE AND PLANNING -

